

NINGBO JIANGBEI RACING IMPORT & EXPORT CO.,LTD.

- PIPE THREADING MACHINE
- CLAMP CONNECTION MACHINE
- MANUAL PIPE TOOLS
- SPARE PARTS



www.ningbo-racing.com

NINGBO JIANGBEI RACING IMPORT & EXPORT CO.,LTD.

Add:Room 906,No.796,Yaoai Road,Ningbo,China

Tel:+86-574-87703192

Fax:+86-574-87703892

E-mail:ashley@ningbo-racing.com

www.ningbo-racing.com

CONTENTS

01 PIPE THREADING MACHINE

- 50 PIPE THREADING MACHINE : AUTO RETRACTING
- 50 PIPE THREADING MACHINE : MANUAL RETRACTING
- 65 PIPE THREADING MACHINE : AUTO RETRACTING
- 65 PIPE THREADING MACHINE : MANUAL RETRACTING
- 80 PIPE THREADING MACHINE : AUTO RETRACTING
- 80 PIPE THREADING MACHINE : MANUAL RETRACTING
- 100 PIPE THREADING MACHINE
- SPECIAL PIPE THREADING MACHINE
- SOLID BAR THREADING MACHINE

11 CLAMP CONNECTION MACHINE

- PIPE GROOVING MACHINE
- PIPE CUTTING MACHINE
- HOLE SAWING MACHINE

15 MANUAL PIPE TOOLS

- DUAL PURPOSE GROOVING MACHINE
- MULTI-FUNCTION CHAIN VISE
- EXPLOSION PROOF CUTTER
- MANUAL PIPE THREADER

19 SPARE PARTS

- AUTO DIE HEAD PARTS LIST
- MANUAL DIE HEAD PARTS LIST
- SOLID BAR DIE HEAD PARTS LIST





PIPE THREADING MACHINE



50 PIPE THREADING MACHINE | AUTO RETRACTING

50 PIPE THREADING MACHINE | MANUAL RETRACTING



► FEATURE:

- Capacity:DN15-50(1/2" -2")
- Multi-function:Threading,Cutting, Chamfering
- Die head auto retracting

MODEL	CAPACITY	DIM	G.W/N.W
Z1T-R2	DN15-DN50 (1/2 "-2")	700x480x540mm	70/58Kg
Z1T-R2B			64/51Kg
Z1T-50BF			74/62Kg
Z1T-50F-B			76/64Kg
Z1T-50BP			67/53Kg

MODEL	POWER	RPM	EFFICIENCY	SHIFTING LEVEL	POWER UNIT STRENGTH	OVERALL STRENGTH
Z1T-R2	750W	24	★★	—	★★	★★
Z1T-R2B	950W	~36	★★★	SELF-ADAPTIVE	★★★	★★
Z1T-50BF	1100W	36	★★★	—	★★★★	★★★★
Z1T-50F-B	1300W	29/47	★★★★★	2	★★★★	★★★★
Z1T-50BP	1800W	~40	★★★★	SELF-ADAPTIVE	★★★★★	★★★★★

► FEATURE:

- Capacity:DN15-50(1/2" -2")
- Multi-function:Threading,Cutting, Chamfering
- Manual retracting,Dies are replaced to process solid bar and wire pipe thread
- 50AT die head (auto & manual) is optional

MODEL	CAPACITY	DIM	G.W/N.W
Z1T-50A	DN15-DN50 (1/2 "-2")	700x480x540mm	70/58Kg
Z1T-R2A			64/51Kg
Z1T-50AF			74/62Kg
Z1T-50F-A			76/64Kg
Z1T-50AP			65/51Kg

MODEL	POWER	RPM	EFFICIENCY	SHIFTING LEVEL	POWER UNIT STRENGTH	OVERALL STRENGTH
Z1T-50A	900W	24	★★	—	★★	★★
Z1T-R2A	950W	~36	★★★	SELF-ADAPTIVE	★★★	★★
Z1T-50AF	1100W	30	★★★	—	★★★★	★★★★
Z1T-50F-A	1300W	29/47	★★★★★	2	★★★★	★★★★
Z1T-50AP	1800W	~40	★★★★	SELF-ADAPTIVE	★★★★★	★★★★★

65 PIPE THREADING MACHINE | AUTO RETRACTING

65 PIPE THREADING MACHINE | MANUAL RETRACTING



► FEATURE:

- Capacity: DN15-65 (1/2" - 2 1/2")
- Multi-function: Threading, Cutting, Chamfering
- Die head auto retracting

MODEL	CAPACITY	DIM	G.W/N.W
Z1T-65B	DN15-DN65 (1/2" - 2 1/2")	700x480x540mm	75/63Kg
Z1T-65BS			80/68Kg
Z1T-65BF			80/68Kg
Z1T-65F-B			85/73Kg
Z1T-65G-B			85/73Kg
Z1T-65BP			70/56Kg

MODEL	POWER	RPM	EFFICIENCY	NO OIL PROCESSING	SHIFTING LEVEL	POWER UNIT STRENGTH	OVERALL STRENGTH
Z1T-65B	1300W	28	★★	—	—	★★	★★
Z1T-65BS	1300W	25/43	★★★	—	2	★★	★★
Z1T-65BF	1100W	30	★★★	—	—	★★★★	★★★★
Z1T-65F-B	1300W	29/47	★★★★★	—	2	★★★★	★★★★
Z1T-65G-B	1300W	14/28	★★	●	2	★★★★★	★★★★★
Z1T-65BP	1800W	~36	★★★★	—	SELF-ADAPTIVE	★★★★★	★★★★★

► FEATURE:



- Capacity: DN15-65(1/2" - 2 1/2")
- Multi-function: Threading, Cutting, Chamfering
- Manual retracting, Dies are replaced to process solid bar and wire pipe thread
- 50AT die head (auto & manual) is optional

MODEL	CAPACITY	DIM	G.W/N.W
Z1T-65G-A	DN15-DN65 (1/2" - 2 1/2")	700x480x540mm	85/68Kg
Z1T-65AP			68/54Kg

MODEL	POWER	RPM	EFFICIENCY	NO OIL PROCESSING	SHIFTING LEVEL	POWER UNIT STRENGTH	OVERALL STRENGTH
Z1T-65G-A	1300W	14/28	★★	●	2	★★★★★	★★★★★
Z1T-65AP	1800W	~36	★★★★	—	SELF-ADAPTIVE	★★★★★	★★★★★

80 PIPE THREADING MACHINE | AUTO RETRACTING

80 PIPE THREADING MACHINE | MANUAL RETRACTING



▶ FEATURE:

- Capacity:DN15-80(1/2" -3")
- Multi-function:Threading,Cutting, Chamfering
- Die head auto retracting

MODEL	CAPACITY	DIM	G.W/N.W
Z1T-R3	DN15-DN80 (1/2 "-3")	960x580x620mm	114/94Kg
Z1T-80B			116/96Kg
Z1T-80BF			105/85Kg
Z1T-80F-B		770x550x590mm	105/85Kg
Z1T-80G-B			105/85Kg
Z1T-80BP			94/71Kg

MODEL	POWER	RPM	EFFICIENCY	NO OIL PROCESSING	SHIFTING LEVEL	POWER UNIT STRENGTH	OVERALL STRENGTH
Z1T-R3	900W	11/26	★★	—	2	★★	★★
Z1T-80B	1100W	12/28	★★	—	2	★★★	★★
Z1T-80BF	1100W	25	★★★	—	—	★★★★	★★★★
Z1T-80F-B	1300W	20/32	★★★★★	—	2	★★★★★	★★★★
Z1T-80G-B	1300W	11/23	★★	●	2	★★	★★★★★
Z1T-80BP	1800W	~28	★★★★	—	SELF-ADAPTIVE	★★★★★	★★★★★

▶ FEATURE:

- Capacity:DN15-80 (1/2" -3")
- Multi-function:Threading,Cutting, Chamfering
- Manual retracting,Dies are replaced to process solid bar and wire pipe thread
- 50AT die head (auto & manual) is optional

MODEL	CAPACITY	DIM	G.W/N.W
Z1T-80AF	DN15-DN80 (1/2 "-3")	770x550x590mm	105/85Kg
Z1T-80F-A			105/85Kg
Z1T-80G-A			105/85Kg
Z1T-80AP			90/68Kg

MODEL	POWER	RPM	EFFICIENCY	NO OIL PROCESSING	SHIFTING LEVEL	POWER UNIT STRENGTH	OVERALL STRENGTH
Z1T-80AF	1100W	23	★★★	—	—	★★★	★★★
Z1T-80F-A	1300W	20/32	★★★★★	—	2	★★★	★★★
Z1T-80G-A	1300W	11/23	★★	●	2	★★★★★	★★★★★
Z1T-80AP	1800W	~28	★★★★	—	SELF-ADAPTIVE	★★★★★	★★★★★

100 PIPE THREADING MACHINE



► FEATURE:

- Capacity:DN15-100(1/2" -4")
- Multi-function:Threading,Cutting, Chamfering
- Model B equips auto diehead
- Model A Equips DN15-50(1/2" -2") Manual die head,Dies are replaced to process solid bar and wire pipe thread

MODEL	CAPACITY	DIM	G.W/N.W
Z1T-R4II	DN15-DN100 (1/2 "-4")	1000x670x640mm	137/115Kg
Z1T-100B			150/130Kg
Z1T-100BF Z1T-100AF			150/130Kg
Z1T-100F-BT Z1T-100F-AT			900x640x680mm
Z1T-100F-B			
Z1T-100F-A			

MODEL	POWER	RPM	EFFICIENCY	SHIFTING LEVEL	POWER UNIT STRENGTH	OVERALL STRENGTH
Z1T-R4II	900W	10/23	★★	2	★★	★★
Z1T-100B	1100W	11/25	★★★	2	★★★	★★★
Z1T-100BF Z1T-100AF	1100W	14/30	★★★★	2	★★★★	★★★★
Z1T-100F-BT Z1T-100F-AT	1500W	12/22/38	★★★★★	3	★★★★★	★★★★
Z1T-100F-B Z1T-100F-A	1500W	12/22/38	★★★★★	3	★★★★★	★★★★★

SPECIAL PIPE THREADING MACHINE



Z1T-25AF FEATURE:

- Portable model
- Capacity:DN15-25 (1/2" -1")
- Multi-function:Threading,Cutting, Chamfering Manual retracting

► Z1T-R6 FEATURE:

- Maximum processing 6" pipe
- Capacity:DN65-150 (2½ "-6")
- Multi-function:Threading,Cutting, Chamfering
- Die head auto retracting

MODEL	CAPACITY	DIM	G.W/N.W
Z1T-25AF	DN15-DN25 (1/2 "-1")	530x440x450mm	35/28Kg
Z1T-R6	DN65-DN150 (2½ "-6")	1060x730x770mm	205/180Kg

MODEL	POWER	RPM	SHIFTING LEVEL
Z1T-25AF	650W	~32	SELF-ADAPTIVE
Z1T-R6	1100W	6/19	2

SOLID BAR THREADING MACHINE

Z1T-R2D




Z1T-M18



Z1T-M33



Z1T-M52



MODEL	POWER	CAPACITY	RPM	SHIFTING LEVEL	DIM	G.W/N.W
Z1T-R2D		DN15-DN50 (1/2 "-2") M8-M18	24	—		72/60Kg
Z1T-M18	750W	M8-M18	46	—	700x480x540mm	68/56Kg
Z1T-M33		M12-M32	46	—		70/60Kg
Z1T-M52	900W	M24-M52	11/26	2	960x580x620mm	110/90Kg



CLAMP
CONNECTION
MACHINE



PIPE GROOVING MACHINE

PIPE CUTTING MACHINE



MODEL	CAPACITY	MAX THICKNESS	POWER	DIM	G.W/N.W
GC-6	57-168mm	6mm	700W	700x405x700mm	63/51Kg
GC-8	76-219mm	6mm			66/54Kg
GC-8N	34-219mm	6mm			70/58Kg
GC-12	76-325mm	7mm	750W	810x490x730mm	110/90Kg

MODEL	CAPACITY	MAX THICKNESS	POWER	DIM	G.W/N.W
QG-8	57-219mm	6mm	550W	620*570*700mm	76/64Kg
QG-12B	76-325mm				80/68Kg
QG-12	76-325mm	7mm	750W	720*630*950mm	120/85Kg

HOLE SAWING MACHINE

JK-110



JK-1800



MODEL	MAX DIAMETER	MAX THICKNESS	POWER	DIM	G.W/N.W	FEATURE
JK-110	114mm	10mm	550W	350x320x550mm	29/24Kg	Low noise
JK-1800	114mm	10mm	1800W		22/18Kg	Lightweight





MANUAL PIPE TOOLS



DUAL PURPOSE GROOVING MACHINE

● MGC-8



MULTI-FUNCTION CHAIN VISE


● CV-6



MODEL	CAPACITY	DIM	G.W/N.W
MGC-8	3/4 "-8"	460x390x210mm	22/19Kg
CV-6	1/8 "-6"	1100x450x250mm	22/19Kg

EXPLOSION PROOF CUTTER

● H2S



● H4S




MODEL	CAPACITY	DIM	G.W/N.W
H2S	1 "-2½ "	445x160x65mm	3.5/3Kg
H4S	2 "-4 "	610x220x100mm	7/6Kg
H6S	4 "-6 "	750x300x100mm	10/8Kg
H8S	6 "-8 "	870x390x100mm	12.5/10.5Kg


MANUAL PIPE THREADER




MODEL	CAPACITY	DIE HEAD	DIM	G.W/N.W
NMT-112	1/2 "-1 1/4 "	1	310x230x100mm	5/4Kg
NMT-Q92	1/2 "-1 "	3	310x230x100mm	5/4Kg
NMT-62-3	1/2 "-1 "	3	400x210x100mm	5.5/4.3Kg
NMT-62-4	1/2 "-1 1/4 "	4	400x210x100mm	7/6Kg
NMT-63	1/2 "-2 "	6	500x340x120mm	13/11.5Kg












SPARE PARTS








AUTO DIE HEAD PARTS LIST



DIE HEADS		DIES(100A)					DIES(150A)
PIC	MODEL&CAPACITY	1/2"-3/4"	1"-2"	2½"	2½"-3"	2½"-4"	5"-6"
	DH-R2 (1/2" -2")	★	★				
	DH-R3S (1/2" -2")	★	★				
	DH-R4IIS (1/2" -2")	★	★				
	DH-R4S (1/2" -2")	★	★				
	DH-65F (1/2" -2½")	★	★	★			
	DH-R3B (2½" -3")				★		
	DH-R4IIB (2½" -4")					★	
	DH-R4B (2½" -4")					★	
	DH-R6 (5" -6")						★




MANUAL DIE HEAD PARTS LIST



DIE HEADS		DIES(25A)		DIES(50A)		DIES(80A)
PIC	MODEL&CAPACITY	1/2"-3/4"	1"	1/2"-3/4"	1"-2"	2½"-3"
	DH-25A (1/2" -1")	★	★			
	DH-50A (1/2" -2")			★	★	
	DH-100F (1/2" -2")			★	★	
	DH-80A (2½" -3")					★

SOLID BAR DIE HEAD PARTS LIST



DIE HEADS		DIES(CIRCULAR DIES)							DIES(OPEN-TYPE DIES)							
PIC	MODEL&CAPACITY	M8	M10	M12	M14	M16	M18	M12	M14 M16	M18 M22	M24 M27	M30 M32	M36 M39	M42 M45	M48 M52	
	DH-(M8-M18)	★	★	★	★	★	★									
	DH-M33							★	★	★	★	★				
	DH-M52												★	★	★	